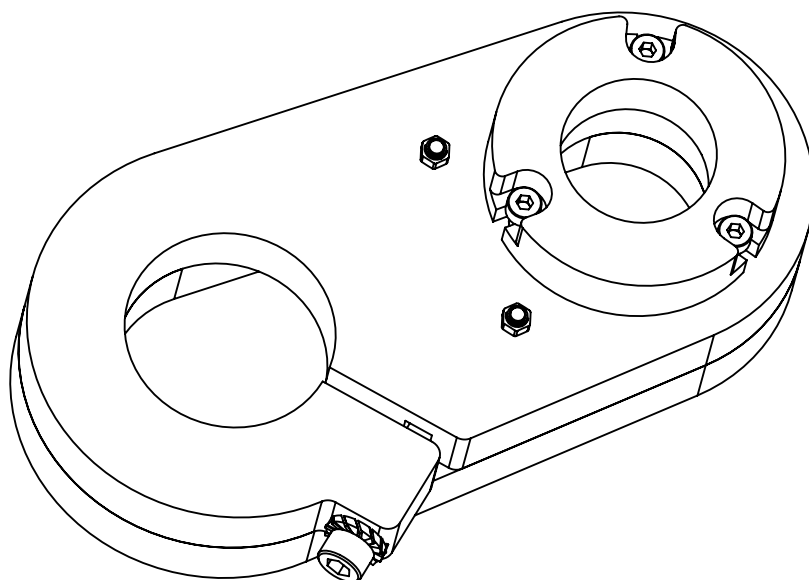


# MEKANIKA

DUST SHOE

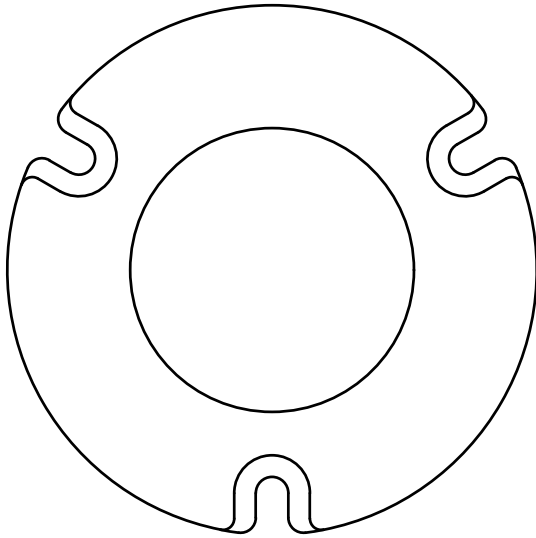
KIT CONTENT 43MM



# DUST SHOE

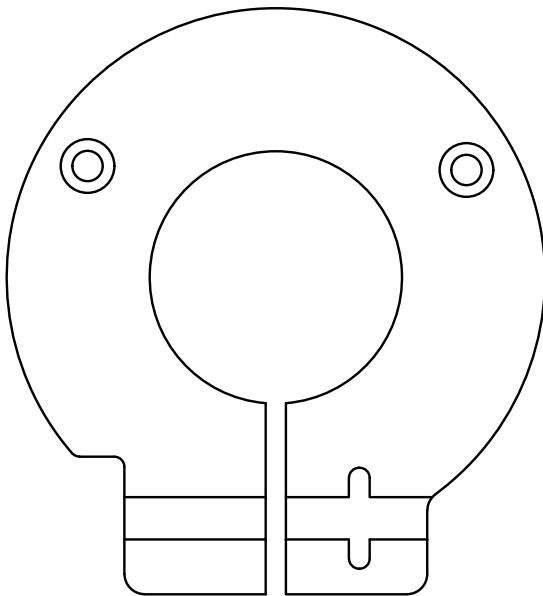
## VERSIONS

### Closed Ring version



If you identify this clamping ring,  
**go straight to the next page to  
start the assembly.**

### Opened Ring version



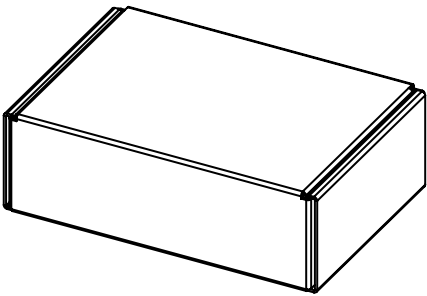
If you identify this clamping ring,  
**go straight to the page 7 to start  
the assembly.**













# DUST SHOE




KIT CONTENT

BOX 1/1

↳ All components



ITEM	NOM	TYPE	CLOSED VERSION	OPENED VERSION
	Plexiglas parts	-	1	1
	Brush	40mm	1	1
	Hose adaptator	32mm	1	1
	Magnet	13mm	2	2
	Magnet washer	12mm	2	2
	Screw Chamfer Head	M3x12	2	/
	Screw Chamfer Head	M3x16	/	2
	Screw DIN912	M3x10	2	2
	Screw DIN912	M4x20	3	/
	Screw DIN912	M4x25	/	2
	Screw DIN912	M6x40	1	2
	Washer Tooth Lock	M6	1	2

	<i>Square nut</i>	<i>M6</i>	1	2
	<i>Lock Nut</i>	<i>M3</i>	2	2
	<i>Lock Nut</i>	<i>M4</i>	3	2